

DAV PUBLIC SCHOOL

ASHOK VIHAR, PH-IV, DELHI-52

CLASS- IV

HOLIDAYS HOMEWORK (2026-27)

SUBJECT: ENGLISH

****Dear students do the given holidays homework on sheets and make a folder for English Holidays Homework. ****

1. "Reading takes you places your feet never could."

Let's wander into the world of words and discover new adventures.

Read the book "Wishful Thinking". Click the link and enjoy reading. (You will receive "reading bonus" points on the Term 1 examination report if you read this book.)

<https://drive.google.com/file/d/19GI10nJWGM-q-9I8IMozbkFidHxFOctq/view?usp=drivesdk>

◆ Make the cover page of the book.

◆ **DIY Vocabulary Tree:** Create a colorful, large tree on chart paper. Write a new English word and its meaning (read in the story), on a cutout paper leaf and paste it onto the tree to build a "Vocabulary Tree" by the end of the holiday. Write the meaning under the new word.



2. Write a paragraph on Sports - Healthy Body, Happy Mind. Write the importance of playing sports on a regular basis. Write in not more than 70-80 words in your English notebook.

Paste some pictures to embellish your work



3. Grammar Garden

Create the Scene: On an A3 sheet, draw a colorful garden.

Color-Coded Labels (Parts of Speech): Use sticky notes or colored pens to label items based on specific categories:

Nouns (Blue): Name 10 items (e.g., sun, fence, caterpillar, garden, dirt).

Verbs (Green): Describe 5 actions (e.g., digging, flying, grows, shining, eating).

Adjectives (Yellow): Describe 10 nouns (e.g., shiny sun, tiny bugs, colorful petals).

Adverbs (Red): Describe 3 actions (e.g., sings loudly, grows slowly, flies fast).

These images given below are just for the idea of how to make the “Grammar Garden”. You can use your innovation too.



SUBJECT : HINDI

1. पाठ अनोखा ढंग - (परियोजना कार्य)(PROJECT WORK)

(हिंदी स्क्रेप फाइल में कीजिए)

निम्न बिंदुओं के अनुसार कार्य करें -

- 1) कवर पेज - अपना नाम, कक्षा, रोल नंबर, पाठ का नाम और उसके नीचे परियोजना कार्य लिखें।
- 2) गाँधी जी का संक्षिप्त जीवन परिचय देते हुए 100 शब्दों में अनुच्छेद लिखिए।
- 3) कविता लिखें और याद करें - “रघुपति राघव राजा राम”
- 4) चित्र बनाएँ- चरखा, तीन बंदर (बुरा मत सुनो, बुरा मत बोलो, बुरा मत देखो)
- 5) चश्मा, लाठी का मॉडल काटकर चिपकाएँ।

2. स्क्रेप फाइल में अपनी दादी माँ की फोटो चिपका कर दादी माँ से संबंधित एक छोटी सी कहानी लिखिए।

3. अपने रोल नंबर के अनुसार निम्नलिखित में से एक गतिविधि A3 शीट पर कीजिए।

Roll No 1 से 8 - संज्ञा और उसके भेद

Roll No 9 से 16 - 25 सर्वनाम शब्द लिखिए

Roll No 17 से 24 - 25 क्रिया शब्द लिखिए

Roll No 25 से 32 - किन्हीं 10 शब्दों के तीन - तीन पर्यायवाची शब्द लिखिए

Roll No 33 से 45 - किन्हीं 20 शब्दों के विलोम शब्द लिखिए

(अपने कार्य के लिए यूट्यूब से सहायता ले सकते हैं)

4. छुट्टियों के पश्चात होने वाली वाचन परीक्षा (**recitation test**) के लिए पुस्तक भाषा माधुरी में से कविता उलटा - पुलटा को उचित लय और हाव-भाव के साथ कंठस्थ (याद) कीजिए।

नोट:

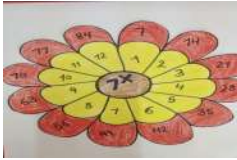
* अपनी हिंदी की पाठ्यपुस्तक में से पाठ 1,2,3,4 को शुद्ध उच्चारण के साथ ऊँची आवाज में पढ़ने का अभ्यास कीजिए।

* कक्षा में अभी तक किए गए सारे कार्य को मौखिक रूप से दोहराई है

*पुस्तक भाषा अभ्यास में पाठ एक और दो को पूरा कीजिए।

SUBJECT: MATHS

***Make three Multiplication Flowers of tables 7,8 and 9 in Maths Lab file.**



FUN WITH PATTERNS

***Make any Four patterns in Maths Lab file as shown below.**





*** Complete Chapter - 1,2 in worksheet booklet folder.**

SUBJECT: SCIENCE


To be done in the Science Scrap File

Project Title: Water Conservation

 Name:


 Class: 4

 Date:

 Aim of the Project

To understand the importance of saving water and learn simple ways to conserve it in daily life.

 Activity: Measuring Water Wastage from a Leaking Tap

 Materials Required

Plastic bottle

Pin (to make a small hole)

Measuring cup

Stopwatch or clock

 Procedure

Take a plastic bottle and fill it with water.

Make a small hole in the bottle (to act like a leaking tap).

Let the water drip into a measuring cup for 1 minute.

Measure how much water is collected.

Multiply this amount to find how much water is wasted in 1 hour and 1 day.


 Observation

Time Water Collected

1 minute _____ ml

1 hour _____ ml

1 day _____ ml

 Result / Conclusion

This activity shows that even a small leak can waste a lot of water in a day. Therefore, we should always close taps properly and fix leaks immediately.

 Ways to Save Water

Turn off the tap while brushing teeth

Use a bucket instead of a shower

Fix leaking taps quickly

Reuse water for plants

Do not waste drinking water

 What I Learned

I learned that water is precious and should not be wasted. Even small actions can help save a lot of water. I will try to save water every day.

 Water Conservation Pledge

“I promise to save water, use it wisely, and encourage others to do the same.”

2. Make a foldable on different habitats of terrestrial plants. Paste their pictures and write two special features of each habitat.

3. Make a poster on 'Save the Turtle' in Science Scrap file and Write any one slogan
"Save Sea Turtles"
"Keep Oceans Clean" etc.
4. Revise all the syllabus done till now.

SUBJECT: SOCIAL SCIENCE

SUMMER VACATIONS HOLIDAY HOMEWORK

1. Deshbhakti Project:-

To draw/paste the Indian National Symbols on A-3 size sheet.

2. Read short story on famous Freedom Fighters – Mangal Pamdey and Aruna Asaf Ali and write the summary in your Social Science Scrap File.

3. In the Social Science Scrapbook do the following:-

Political maps for each lesson.

Mark all the 28 States in a political map of India and write 28 States with their capitals in a tabular form on the opposite ruled page.

All the map skills from L-1 to L-7. Use separate maps for each lessons.

4. Design your own 3D DREAM HOME with the waste/discarded material available at your home.

SUBJECT: MUSIC

1. Learn all school prayers

2. Make a music instrument poster

SUBJECT: I.C.T

Draw a scenery in Tux Paint on any one of the topics

- My Dream Garden
- Under the Sea
- My House or Classroom

Use colours , stamps to make it look realistic. Label using text tool . Use a magic tool to add effects. Bring coloured print out in school.

SUBJECT : SPORTS & PHYSICAL EDUCATION

1. Start your day with 10 minutes cycling
2. 10 sets of rope skipping 25x4
3. 10 squats 10 x 5
4. meditation for 10 minutes
5. surya namaskar

SUBJECT: ART AND CRAFT



***This activity for class 4th.
Video will be shared in group.
*Do pages 1 to 20 of step by step book.**

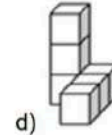
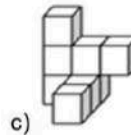
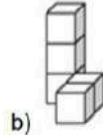
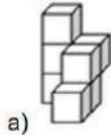
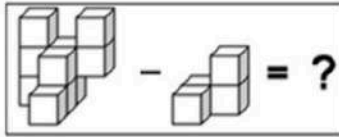
SUBJECT: DANCE

Make a poster of any 1 western dance like hip hop, contemporary, freestyle etc

Chapter 1: Shapes Around Us



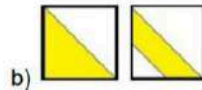

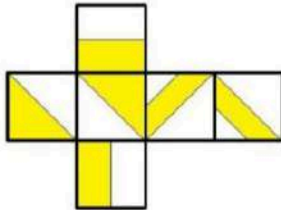
1. What will come in place of "?"

Note: You cannot rotate the images



2. The figure below forms a cube when folded. Which of the following options represents a pair of opposite faces of the cube?

Note: You cannot rotate the question or option images



3. From a rectangular piece of paper, a shape having which of the following number of angles **CANNOT** be formed by making only a **SINGLE STRAIGHT CUT** in any direction?

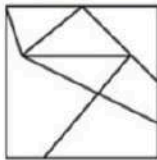
a) 3 angles

b) 4 angles

c) 5 angles

d) 6 angles

4. Count the number of **TRIANGLES** in the image given below.



a) 4

b) 5

c) 3

d) 2

5. Find the **ODD** one out.

